



# Enovate Transfer Cart

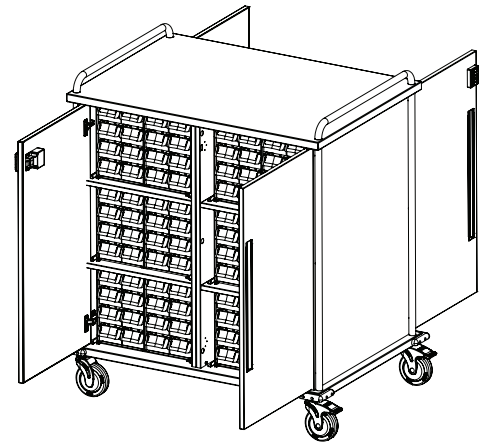
192 Small Bins



Closed Front & Back View



Closed End View



Perspective View

## Standard Specs

- Overall dimensions: 42" W x 49" H x 29.8" D
- Overall cassette dimensions: 15.9" W x 11.65" H x 11.9" D
- Drawer bin dimensions: 3.75" W x 2.5" H x 12.75" D
- Drawer bin interior: 3.5" W x 2.25" H x 10.375" D
- Work Surface: 38" x 29" (top of cart)
- Work Surface Height: 47" (top of cart)
- Construction: aluminum, antimicrobial plastics & powder coat

## Features

- Bins work with all Enovate Medication Carts
- Infection Control: Anti-microbial powder coating & plastics
- Capacity: 192 Small Bins with Dividers (*anti-microbial plastic*)
- 12 Cassettes (*anti-microbial powder coat*)
- Doors: Four doors (*two sided*)
- Security: Two electronic keypad locks (*one on each side*)
- Casters: Four 5" Casters (*two locking*)
- Handles: Two push/pull handles
- Override keyed lock
- Patient labeling/identification on drawer bin face
- Two manager/override keys per order
- Power: Four AA batteries per lock (*included*)

## Options

- Additional bin dividers available
- Additional manager/override key available
- Additional bin configurations available. Up to:
  - 192 Small Bins: Inside 3.5"w x 2.25"h x 10.375"d
  - 96 Small Deep Bins: Inside dim 3.5" W x 5.25" H x 10.375"
  - 96 Medium Bins: Inside 7.25"w x 2.25"h x 10.375"d
  - 96 Medium Robot-Rx Bins: Inside 7.25"w x 2.25"h x 10.375"d
- Door less configurations available



Front & Back Open View



Open Perspective View



Small Bin  
#HC30-EC-SBIN



Small Bin Cassette  
#CASS-X-S-01



*\*All Robot-Rx Bins have the same specs as medium bins. The difference between Robot-Rx Bins and medium bins is 10oz of more weight.*

## Warranty

This product is subject to a three (3) years on all structural components and one (1) year on electrical components. Please ask your local sales representative for details. The manufacturer and/or distributor will bear no responsibility for any injuries and damages during or after installation an Enovate product by a non-certified Enovate installation technician.